



Rear Entry

Toyota Sienna Hybrid FWD

Manual, Fold-Out Ramp
Caregiver | Commercial



Experience never having to worry about being “parked in” or having to wait for an official accessible parking space. The quality and fuel efficiency of a hybrid Toyota matched with our rear entry conversion, is unparalleled. Affordable, reliable, safety tested and approved.



Highlighted Features

- The wide and long interior area offers a well lit, large usable space.
- Spring-assisted, rattle-free ramp is easy to use and has a textured non-slip finish.
- Enjoy all of Toyota's original convenience features like Toyota Safety Sense™, back-up camera, smart & key-less entry, media port, (3) zone climate control and more.
- Front seats, center console and hybrid battery systems are all factory original.



**Rust
Protection**



Every new Vantage Mobility Wheelchair van conversion is backed by the industry's longest rust-through warranty. **7 years/Infinite miles.**



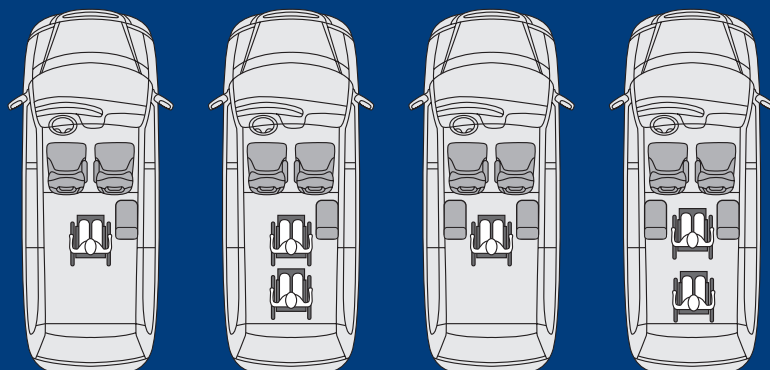
**Passenger 16" fixed
Freedman seat**



**Aluminum
L-tracks**



**Black Chroma Phantom
2.2 mm Altro Safety
flooring & black carpet**



Flexible Seating Options



Passenger Capacity

- Passenger side 16" fixed Freedman seat **comes standard**
- Optional Driver side 16" fixed Freedman seat can be installed
- (2) wheelchair passengers can ride comfortably, safe and secure.

A 57"

**Ramp Door
Opening Height**

B 41"

**Ramp Door
Opening Width**

C 58.8"

**Interior
Headroom**

D 9.5°

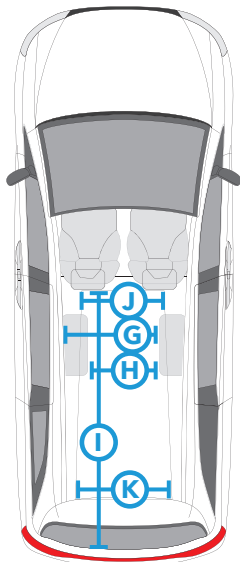
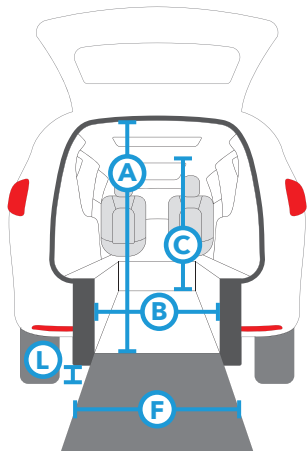
**Ramp
Angle**

E 70.6"

**Ramp
Length**

F 39.5"

**Ramp
Width**



TOYOTA SIENNA HYBRID FWD REAR ENTRY

G Floor Width (1) Mid-Row Seat - Standard	30"
H Floor Width (2) Mid-Row Seats - Optional	23.6"
I Mobility Area Floor Length	98.4"
J Mobility Area Floor Width (1)	35"
K Mobility Area Floor Width (2)	41"
L Ground Clearance (exhaust at wheels)	6.7"
Overall Vehicle Length	203.2"
Overall Vehicle Height	75.7"
Overall Vehicle Width	79"
Ramp Capacity	ADA Compliant*



* Ramp capacity meets or exceeds ADA CFR Title 49 Subtitle A part 38 Subpart B requirements. Vantage Mobility engineering recommends the ramp load capacity to not exceed 1000lbs for normal use. Seating options may vary. Specifications apply to Vantage Mobility Toyota Sienna Hybrid FWD vehicles with a Rear Entry conversion. Measurements may vary based on vehicle trim levels and environmental factors. To ensure best vehicle fit, please visit with your local dealer to confirm vehicle measurements prior to purchase. All information is subject to change without notice.
© 2024 Vantage Mobility. All rights reserved.