



**commercial
division**


Northstar E Commercial Package

DODGE GRAND CARAVAN

VMI offers an accessible vehicle with a manual, in-floor ramp system for transporting wheelchair and ambulatory passengers. Our cost-effective Dodge minivan is ideal for taxis, paratransit and non-emergency medical transport, where ease-of-use and reliability is a top priority.



VMI Northstar E Commercial Package Benefits




Manual In-Floor Ramp with Easy Grip Handle

The only side-entry, manual in-floor ramp system built on a Dodge Grand Caravan for commercial use. VMI's patented easy grip handle allows drivers to operate the ramp without bending or heavy lifting.



Unobstructed Doorway

The ramp is stowed under the vehicle, providing drivers the convenience and flexibility to transport more passengers while deploying the ramp only when it's needed.



Increased Visibility Features

Overhead and floor lighting with yellow rails and trim provide operators and passengers maximum visibility and ease of use.

VMI Dodge Chassis

SE Trim Features

- » Daytime Running Lights
- » 3-Zone Manual Temperature Control
- » Remote Keyless/Illuminated Entry System
- » Electronic Stability Control (ESC) System
- » ParkView™ Rear Back-up Camera
- » Tire Pressure Monitoring System
- » ParkSense® Rear Park Assist System

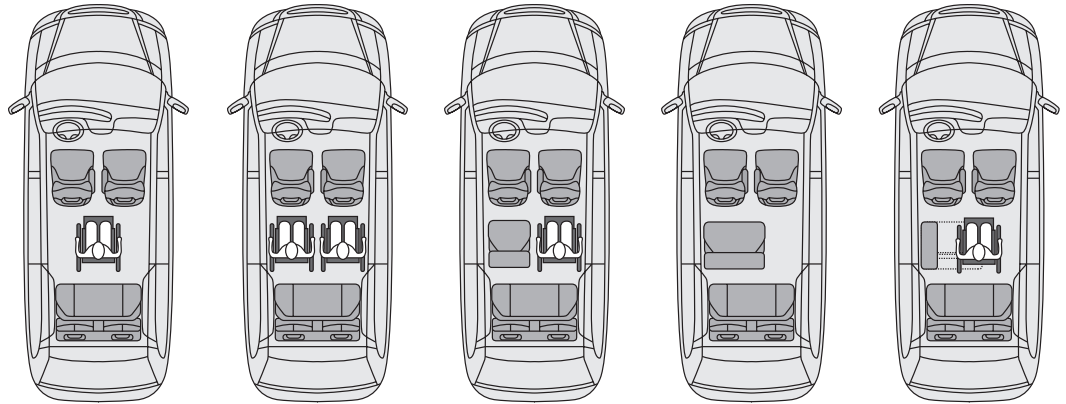


SXT trim also available. This is a condensed version of the features; please contact VMI's Dealer Relations Department at 800-348-8267 x2404 for specific inquiries of available features. Subject to change without notice. © 2017 Vantage Mobility International.


Seating Flexibility

Seating for up to 7

Single or dual mid-row seating option allows up to 7 passenger occupancy. Flip-up seat is easily locked in place to accommodate wheelchair passengers.



Vehicle Specifications



100% Crash Tested

Meets or exceeds all Federal Motor Vehicle Safety Standards governed by NHTSA (National Highway Traffic Safety Administration).



MQAP Certified

Fully meets compliance requirement standards instituted by the National Mobility Equipment Dealers Association for manufacturer quality assurance.

Door Opening Height	54"
Door Opening Width	31.3"
Ramp Length (angled ramp and transition plate)	59.6"
Ramp Width (usable)	29"
Floor Length Overall	86"
Floor Length Behind Front Seats (from B-pillar)	61.3"
Floor Width at B Pillar (ramp deployed or stowed)	60"
Floor Width Mid Row Seat Folded Up	49"
Floor Width Mid Row Seat Folded Down	37" single 22.5" double
Floor Width Without Mid Row Seat	67"
Weight of Mid Row Seat	73 LBS single 105 LBS double
Interior Height at Center Position	58.1"
Interior Height at Driver's Position	58.1" w/o sunroof